

School Vouchers > Parent FAQs

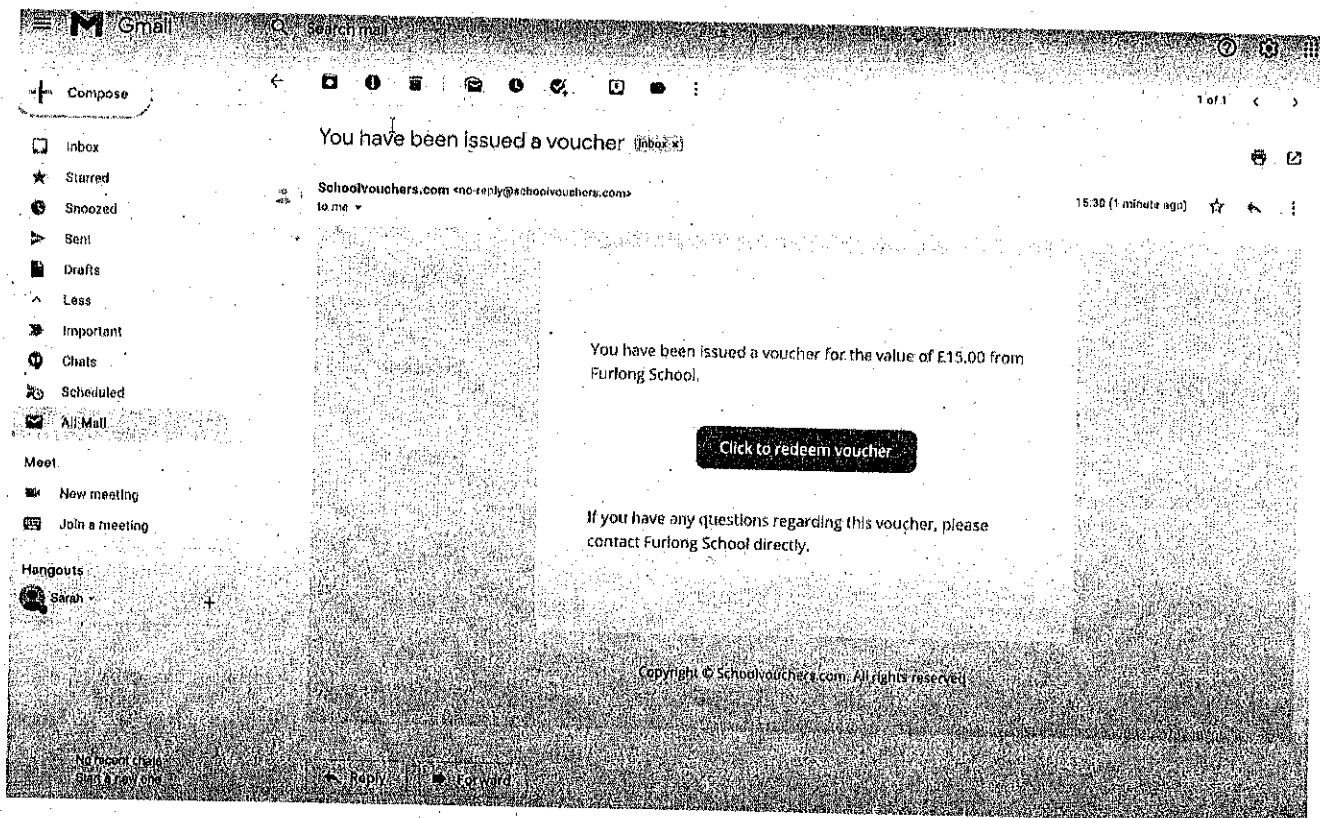
# How to access your voucher (step by step instructions)

November 3 2020

## Step 1


You will receive a text/email (or both) to say that you have been issued a voucher, please

'Click to redeem voucher'.



## Step 2

When you click on the link, you will be taken to the following page, please enter either your email address or phone number then press 'continue'.

A screenshot of a web page for claiming a school voucher. At the top center is a logo consisting of three vertical bars of varying heights, resembling a stylized 'S' or a ticket stub. Below the logo, the text 'schoolvouchers' is displayed in a bold, lowercase font. Underneath that, it says '£15.00 voucher from Furlong School'. The main instruction reads 'Enter your email address or mobile number to claim your voucher'. Below this instruction is a text input field with the placeholder text 'Email address or mobile number', which is circled in black. At the bottom of the form is a dark, rounded rectangular button with the word 'Continue' written in white text.

**schoolvouchers**

£15.00 voucher from Furlong School

Enter your email address or mobile number to claim your voucher

Email address or mobile number

Continue

## Step 3

You will then be taken to the following page to create your account. Please enter your details then tick the terms and conditions box before pressing 'continue'.



You're new here!  
Please provide a few additional details

First name

First name

Last name

Last name

Email address

sarahlawsonrose@gmail.com

Mobile number

I agree to the terms and conditions and privacy policy.

Save and continue

## Step 4

You will then be asked to check your inbox to confirm your email address.

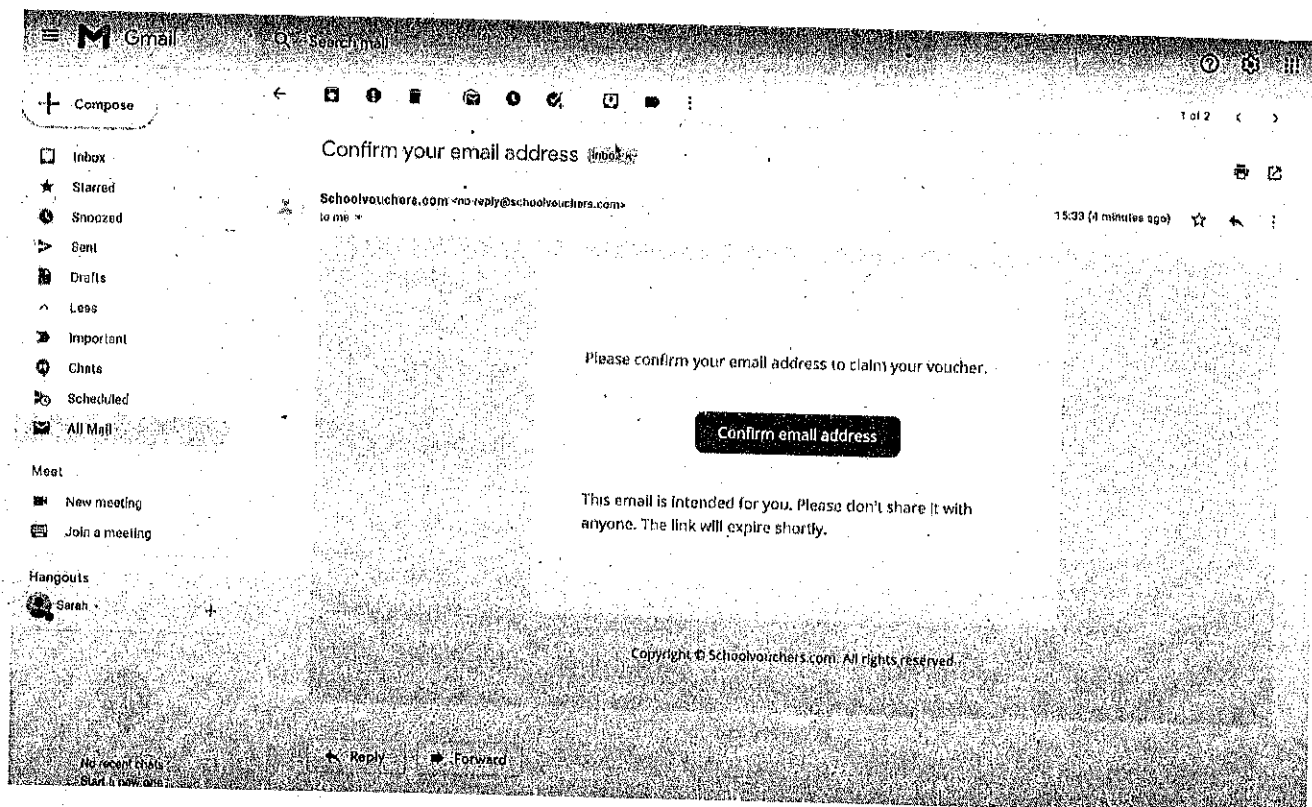


# schoolvouchers

Please check your inbox to confirm  
your email address and login!


## Step 5

Once you have received the email, please press 'confirm email address'.











# Step 6

You can now **select the retailer** you wish to receive a voucher for.



Once selected, scroll down and **tick the box** to confirm the choice, then press '**confirm**'.

Please select a retailer for this voucher

 Morrisons	 Asda
 McColl's	 Aldi
 Iceland	 Sainsbury's
 Tesco	 Waltrose

By confirming your retailer choice, you will be unable to make any further changes.

**Confirm**

## Step 7

Once confirmed, Please **copy the pin** and press '**view voucher**'.

**Please note:** If you selected Asda or Morrisons as your retailer, you will need to wait until we email you when the voucher is ready. All other retailers give you instant access to your voucher.



**TESCO**

£15.00

Date issued: 2nd November 2020

**PIN: xRdQe5**

[View voucher](#)

Copyright © 2020 Schoolvouchers.com. All rights reserved.

## Step 8

If the voucher requires a 'pin' or 'challenge key' - you will need to paste this from the previous page then press 'Go to Digital Gift Card'.

TESCO Corporate Gift Cards

SECURE SIGN IN

### Digital Gift Card Security

Please enter Challenge Key to retrieve your Digital Gift Card.

Challenge Key

Go to Digital Gift Card

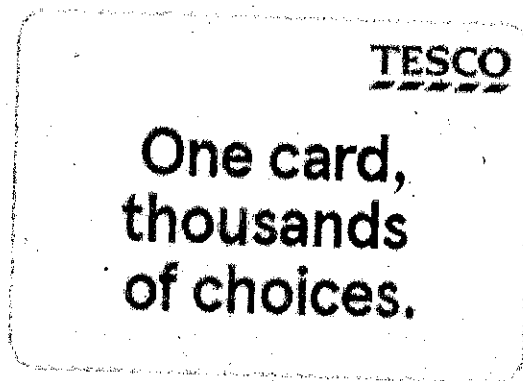


**You can now access your voucher and can spend it.**





## Your Tesco digital gift card.



**Gift card value: £15.00 GBP**

Please keep your Digital Gift Card number secure. Your card number is unique and the total value can only be redeemed once.

### Spending in store

- You can spend your Tesco Digital Gift Card at any UK Tesco Store
- You cannot redeem your Digital Gift Card in Tesco petrol stations
- To spend in store, simply print it out and present at the till with the barcode clearly visible

### Redemption Info

- Please present your printed Tesco Digital Gift Card at the till. The barcode should be clearly printed and visible to the Tesco colleague. If using your mobile device, you will be asked to present the barcode to the scanner by the Tesco colleague.
- If the barcode does not scan then a Tesco colleague can manually input the Digital Gift Card number (19 digits) and pin (4 digits) which will be located above the barcode.
- If this does not work then the Tesco Digital Gift Card will require manual authorisation. Please go to the customer service desk for further help and information.

## Was this article helpful?

Yes

No

2 out of 4 found this helpful

🔍 Start typing your search...



CONTACTS

support@schoolvouchers.com



© School Vouchers. Theme by Lotus Themes